

Sweepoff B

Automated low-level depalletizer



SWEEPPOFF B IS A FIXED-PALLET AUTOMATED LOW-LEVEL DISCHARGE DEPALLETIZER. BASED ON PROVEN TECHNOLOGY, IT IS EXTREMELY EFFICIENT, RELIABLE AND FLEXIBLE IN HANDLING ALL SIZES AND TYPES OF CANS AND BOTTLES.

Sweepoff B

Automated low-level depalletizer

Sweepoff B works at medium speeds, reaching up to three layers per minute. Particularly well-suited for glass bottling lines, this depalletizer can also handle PET bottles and offers easy access.

MAIN BENEFITS

- Reliable
- Flexible (in terms of containers and formats)
- Completely automated
- Fully customizable
- Easy access and cleaning
- High operator safety standards



Main features

- All operations for inserting or removing pads/frames/hoods, and conveying and storing the pallets are automated and controlled from the PLC.
- The drives are controlled by inverters; the machine is equipped with a pneumatic and electric system in a IP55 Cabinet while control and power cables are enclosed in wireways.
- Designed to handle all formats of pallet individually.
- Configuration can be customized and operations programmed to meet customer requirements in terms of product handled and line layout.
- Complete safety: the machine is entirely shielded and equipped with safety barriers and guards around all moving parts in accordance with EC standards.
- Main operator panel, positioned in the bottle discharge area, is touch screen. The machine has a secondary mobile operator panel positioned in the pallet infeed area.



Discharge table



The Sweepoff B system

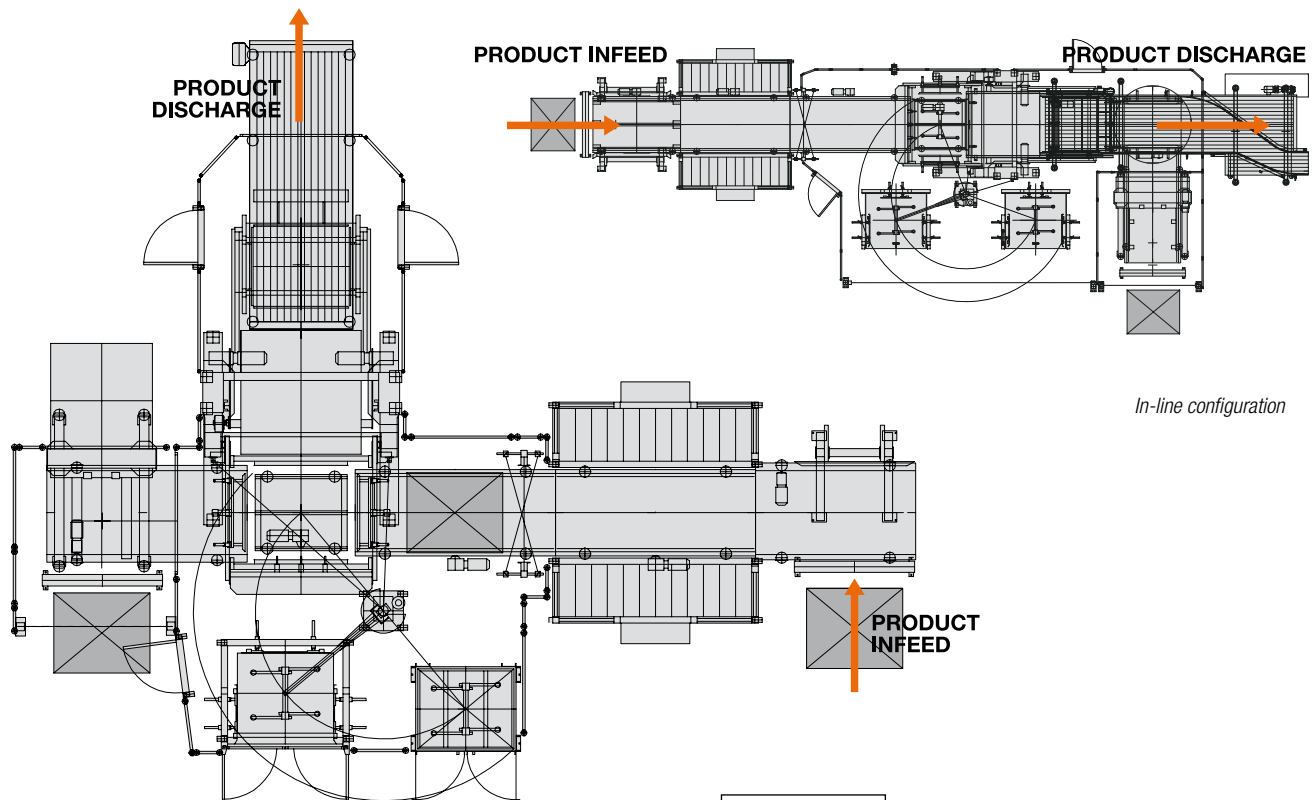
The structure of the machine, consisting of two uprights designed for moving the layers, is extremely simple and guarantees efficiency.

- After the plastic wrapping has been removed, the pallet enters the machine and the pads and frames on top of the layer are picked up by the pad/frame remover.

- A centering device stabilizes the layer below on all four sides.
 - The transferring head moves the first layer of product onto an intermediate platform. While the layer is being moved, the pad beneath the layer is retained by pneumatic grippers on the centering device.
 - The product on the platform

is transferred to the discharge table set at a height of 1100 mm from the ground: the transfer head accompanies the layer, opening at the side to allow discharge.
 - After each layer has been moved, the layer pad is picked up and deposited in a special magazine.
 - The size and features of the discharge table can vary according



to the required speed, the product being handled and the line layout.
 - An automatic device blocks the vertical movement of the load in emergencies.



Configuration at 90°

In-line configuration

- | | | |
|---|---|-----------------------|
| 1 | 2 | 1 - Layer transfer |
| | 3 | 2 - Pad magazine |
| | | 3 - Product discharge |
| 4 | | 4 - Pad remover |



Technical data

Pallet size	1120 x 1420 mm	1000 x 1200 mm	800 x 1200 mm
Max. pallet height	2900 mm	2900 mm	2900 mm
Max. bottle height	Less than 400 mm	Less than 400 mm	Less than 400 mm
Min. bottle diameter	45 mm	45 mm	45 mm

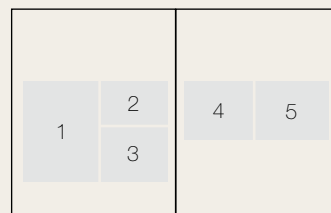



Optional features

- Inverted tray disposal can be handled by special chutes discharging directly into

a press hopper.
- Adaptable to iron, wood and plastic frames.

- Lubrication can be automated on request.



- 1 - Head of layer transfer
- 2 - Mobile operator panel
- 3 - Pallet magazine
- 4 - Hood remover
- 5 - Centering device



www.sidel.com