

Top Brain

**Automatic rotary high-speed cold glue labeling machine
for pre-cut labels**



TOP BRAIN IS A SERIES OF LABELING MACHINES FOR APPLYING PAPER LABELS WITH COLD GLUE AT HIGH SPEEDS (UP TO 72,000 CPH).

Top Brain

Automatic rotary high-speed cold glue labeling machine for pre-cut labels

The Top Brain labelers are particularly suitable for customers in the soft drinks and beer sectors, where the aggressive nature of the product and the heavy duty working conditions require robustness, precision and insensitivity to external agents. The highly innovative feature of the Top Brain design lies in the fact that all the rotating parts guaranteeing the movement towards the work stations are located in the upper part of the units themselves, unlike traditional machine design.

This positioning means avoiding any possible risk of mechanical components in the lower part of the unit being oxidized. Moreover, cleaning equipment for all parts in contact with the glue can be permanently connected with no need for them to be removed.







Labeling machine frontal view

Main features

- Moving parts mounted on upper section of units provide natural protection from glue and/or water seepage (hence the name Top Brain)
- single welded steel block structure of the labeling units is especially rigid with no vibrations, guaranteeing constant high-quality labeling over time
- labeling stations spray lubricated with continuous filtering of the lubricant and a self-diagnostics system
- integrated cleaning system (CIP) for parts in contact with glue with no need for dismantling
- chrome stainless steel-plated glue roller with micrometric system ensuring glue is flush (optional electrical adjustment from outside)
- highly automated fast format changeovers
- adjustment of unit phases from operator control panel
- long-lasting automatic label distribution magazines, easy to use and adjust
- large user-friendly touch-screen operator control panel.

INDICATIVE OUTPUT RATES*

Model	Carousell			Label		Bottle				 Foil around neck	 Foil over the cap
	ø mm	heads	pitch mm	min	max l.	min	max ø				
Top Brain F35	960	21	144	20-130		50-110	37,000	37,000	36,000	36,000	
Top Brain F45	1,280	28	144	20-145		50-110	43,000	43,000	36,000	36,000	
		32	126	20-130		50-100	50,000	50,000	45,000	45,000	
Top Brain F65	1,920	42	144	20-145		50-110	54,000	54,000	48,000	48,000	
		48	126	20-130		50-100	62,000	62,000	56,000	56,000	
		54	112	20-110		50-90	72,000	72,000	64,000	64,000	

* max speed with cylindrical bottles



