

Sweepoff A

Automated high-level depalletizer



SWEEPOFF A IS A MOBILE-PALLET AUTOMATED HIGH-LEVEL DISCHARGE DEPALLEZIZER. BASED ON PROVEN TECHNOLOGY, IT IS EXTREMELY EFFICIENT, RELIABLE AND FLEXIBLE IN HANDLING ALL SIZES AND TYPES OF CANS AND BOTTLES.

Sweepoff A

Automated high-level depalletizer

Sweepoff A is high-speed, reaching up to seven layers per minute. Well-suited to bottling lines with high outputs (up to 144,000 cph), this depalletizer is efficient due to its straightforward design, construction and operation.

MAIN BENEFITS

- High performing
- Reliable
- Flexible (in terms of container, format and pallet)
- Quick and easy format changeover
- Completely automated
- Fully customizable
- High operator safety standards



Main features

- All operations for inserting or removing pads/frames/hoods, and conveying and storing the pallets are automated and controlled from the PLC.
- The drives are controlled by inverters; the machine is equipped with a pneumatic and electric system in a IP55 Cabinet, while control and power cables are enclosed in wireways.
- Height adjustment of the machine for bottles of different formats is automatic, making format changeover quick and simple.
- Designed to handle various pallet formats, the machine can adapt to different sizes.
- Configuration can be customized and operations programmed to meet the specific customer requirements, product handled and line layout.
- Complete safety: the machine is equipped with safety barriers and guards around all the moving parts in accordance with EC standards.
- Main operator panel, positioned above the machine, is touch screen. The machine has a secondary mobile operator panel positioned on the lower level.



Product on discharge platform

The Sweepoff A system

The extremely simple design and operation guarantee efficiency and high performance.

The rigid structure is made of four open uprights featuring simple mechanical design, standardized details, high-quality material and easy access.

- After the plastic wrapping has been removed, the pallet moves forward to the central closed lifting structure, which raises the product while stabilizing it, eliminating any risk of falling objects.
- On reaching the discharge level, the layer pusher and pads/frames/hoods remover enter into action alternately. The layer pads and frames are deposited in special

- magazines. While the layer is being pushed onto the table, the layer pad beneath is retained by pneumatic grippers.
- The size and features of the discharge table can vary according to the required speeds, the product being handled and the line layout.
- An automatic device blocks the vertical movement of the load in emergencies.

- All the areas in the upper level of the machine are easily accessed by means of an operator platform.



Product infeed



Pallet lift in the central unit

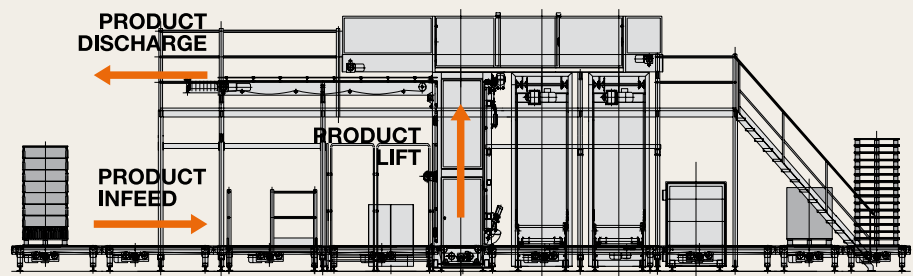
Two possible configurations

Sweepoff A comes in two configurations, designed to meet varying production requirements.

SWEEPOFF A U

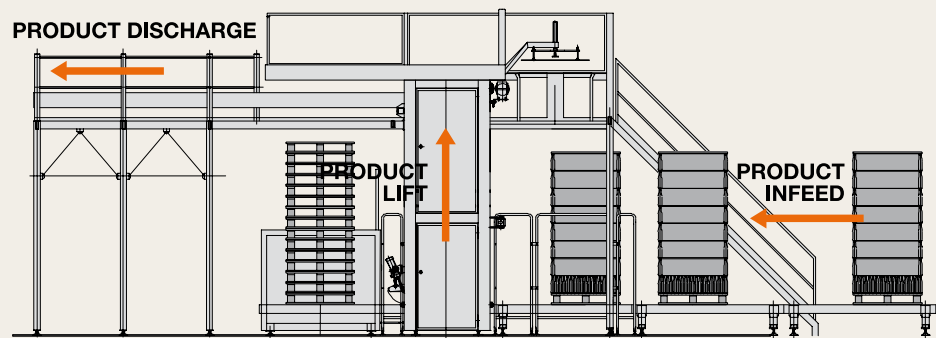
In the U model, the depalletized product is discharged on the opposite side from its point of entry, following a U-shaped route.

This version can be equipped with layer pad magazines and automatic frames to reach very high speeds.



SWEEPOFF A Z

In the Z model, the depalletized product is discharged on the same side as the point of entry, following a Z-shaped route.





Technical data

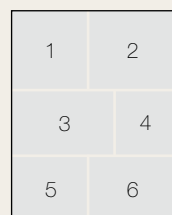
Pallet size	1120 x 1420 mm	1000 x 1200 mm	800 x 1200 mm
Max. pallet height	2900 mm	2900 mm	2900 mm
Max. bottle height	Less than 400 mm	Less than 400 mm	Less than 400 mm
Min. bottle diameter	45 mm	45 mm	45 mm

Optional features

- Inverted tray disposal can be handled by special chutes discharging directly into a press hopper.

- Frames can be positioned (after depalletizing) above the empty pallet.
- Adaptable to iron, wood

and plastic frames.
- Lubrication can be automated on request.



- 1 - Pneumatic grippers which hold back the pad as the layer advances
- 2 - Mobile operator panel
- 3 - Pallet infeed into the central unit
- 4 - Detail of the pneumatic grippers
- 5 - Pad/frame remover
- 6 - Pad magazine



www.sidel.com

Sidel SpA, hereinafter "Sidel" - Via La Spezia 241/A - 43100 Parma, ITALY - C.F. e P.I. Parma 03710060371 - EN - As we constantly strive to improve production, Sidel reserves the right to modify its equipment. Therefore, this document cannot be considered as contractually binding. No part of this publication may be reproduced, stored in a retrieval system, or transmitted, in any form or by any means, without the previous written approval of Sidel. All intellectual property rights, including copyright, are reserved by Sidel SpA and its associated companies. - Alchemy Project Group - Printed on recycled paper.